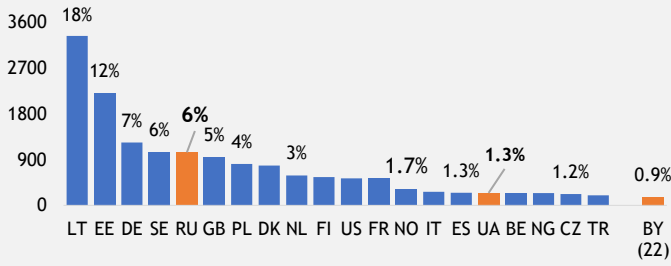
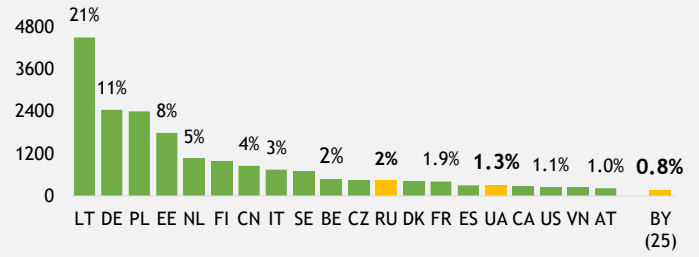


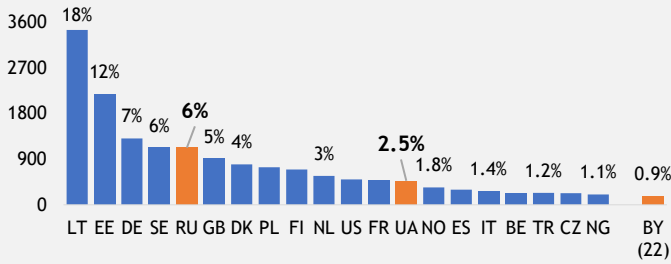
LIELĀKIE LATVIJAS EKSPORTA TIRGI
TOP 20, 2024. GADA JANVĀRĪ-SEPTEMBRĪ, MILJ. EUR UN PROCENTOS



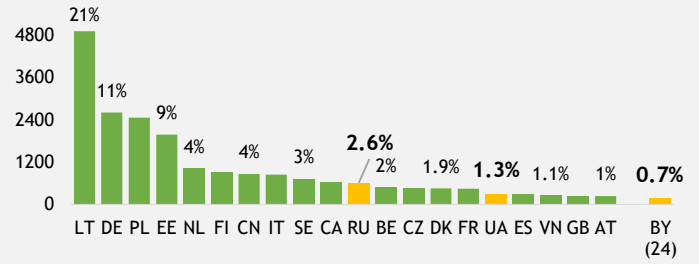
LIELĀKIE LATVIJAS IMPORTA TIRGI
TOP 20, 2024. GADA JANVĀRĪ-SEPTEMBRĪ, MILJ. EUR UN PROCENTOS



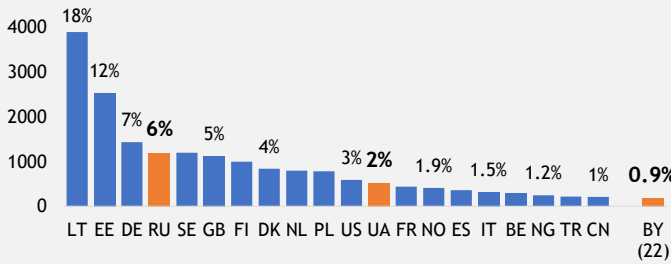
LIELĀKIE LATVIJAS EKSPORTA TIRGI
TOP 20, 2023. GADĀ, MILJ. EUR UN PROCENTOS



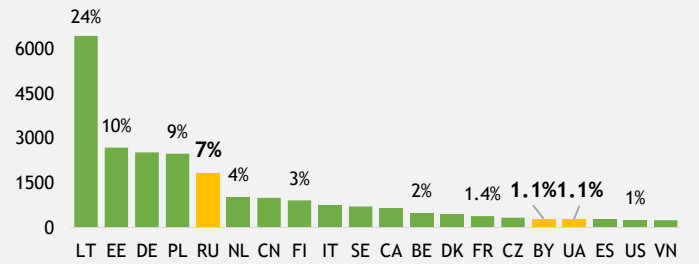
LIELĀKIE LATVIJAS IMPORTA TIRGI
TOP 20, 2023. GADĀ, MILJ. EUR UN PROCENTOS



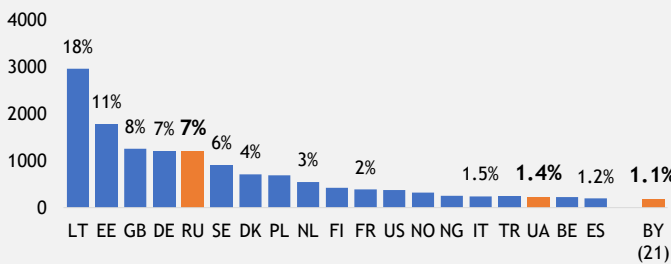
LIELĀKIE LATVIJAS EKSPORTA TIRGI
TOP 20, 2022. GADĀ, MILJ. EUR UN PROCENTOS



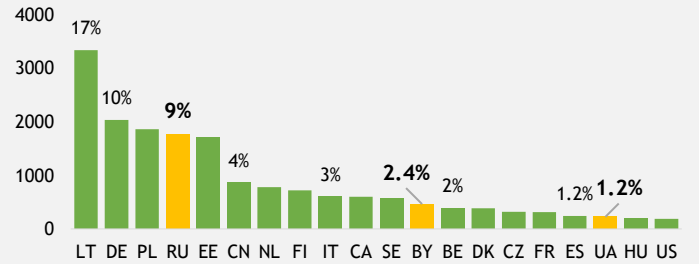
LIELĀKIE LATVIJAS IMPORTA TIRGI
TOP 20, 2022. GADĀ, MILJ. EUR UN PROCENTOS



LIELĀKIE LATVIJAS EKSPORTA TIRGI
TOP 20, 2021. GADĀ, MILJ. EUR UN PROCENTOS

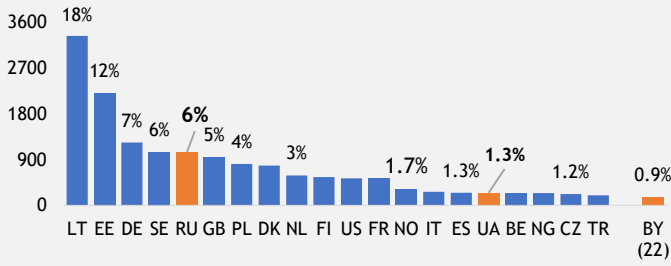


LIELĀKIE LATVIJAS IMPORTA TIRGI
TOP 20, 2021. GADĀ, MILJ. EUR UN PROCENTOS



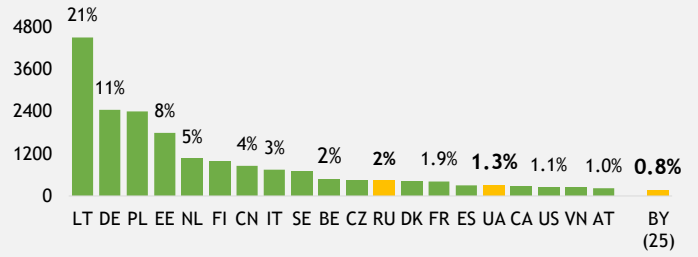
LARGEST LATVIAN EXPORT MARKETS

TOP 20, JANUARY-SEPTEMBER 2024, MLN. EUR AND AS PER CENT



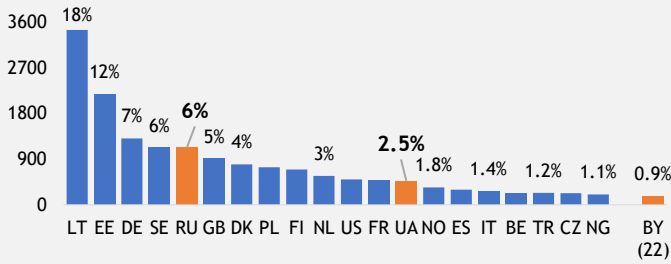
LARGEST LATVIAN IMPORT MARKETS

TOP 20, JANUARY-SEPTEMBER 2024, MLN. EUR AND AS PER CENT



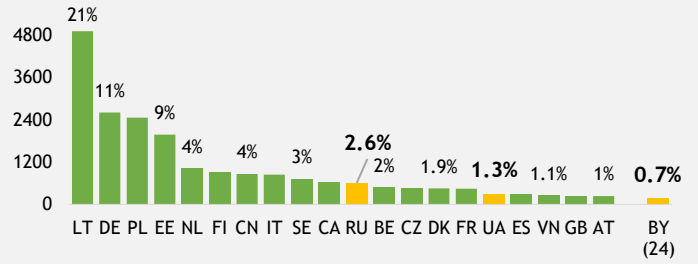
LARGEST LATVIAN EXPORT MARKETS

TOP 20, 2023, MLN. EUR AND AS PER CENT



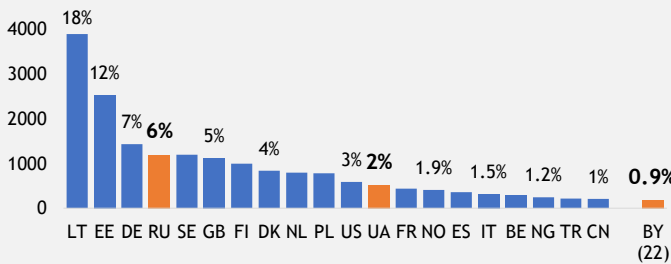
LARGEST LATVIAN IMPORT MARKETS

TOP 20, 2023, MLN. EUR AND AS PER CENT



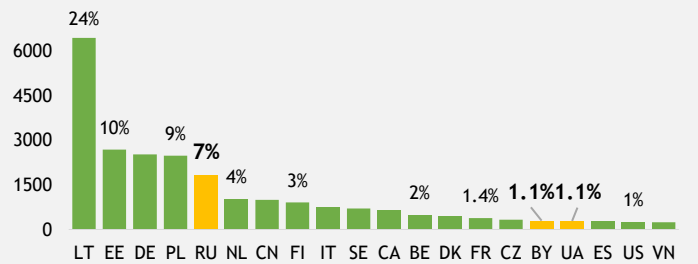
LARGEST LATVIAN EXPORT MARKETS

TOP 20, 2022, MLN. EUR AND AS PER CENT



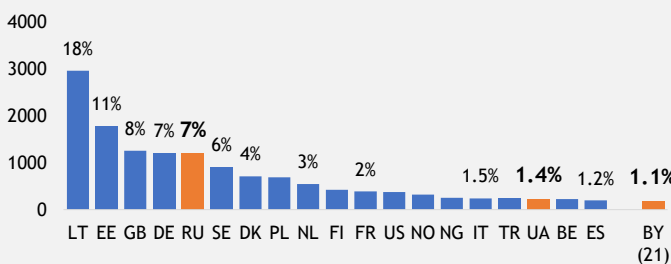
LARGEST LATVIAN IMPORT MARKETS

TOP 20, 2022, MLN. EUR AND AS PER CENT



LARGEST LATVIAN EXPORT MARKETS

TOP 20, 2021, MLN. EUR AND AS PER CENT



LARGEST LATVIAN IMPORT MARKETS

TOP 20, 2021, MLN. EUR AND AS PER CENT

